

MBS Xojo Bug Reporter Kit

Version 1.4, © 2010-2019 by Christian Schmitz

About the MBS Xojo Bug Reporter Kit	2
Features	2
Version History	3
Screenshots	4
Installation	7
Installation into an application	7
Installation on your webserver	7
Requirements	8
License	9
Contact	10

About the MBS Xojo Bug Reporter Kit

Our Kit provides you with a few useful classes to easily add bug reporting to your application.

Features

1. Collect bug reporter data and send to server for delivery as email.
(or insert to database)
2. Handle unhandled exceptions.
The plugin reports the exception class name and message.
3. Find Mac OS X crash reports and report them.
4. Run bug reporter for feature request.
5. Catch Windows System Exceptions.
6. Catch Signals on Mac OS X and Linux.
7. Catch unhandled C++ exceptions.
The MBS plugins can catch this C++ exceptions on Mac OS X and Linux, but not on Windows. There is a feedback report about Xojo not capturing C++ exceptions if the runtime allocates memory: [12072](#)
8. Catches Cocoa Exceptions
9. Localized for English, French, German and Italian.
10. Full Source Code access.

Note to 5-8: If those exceptions are not handled, your application normally crashes. We try to show a bug reporter dialog before that and terminate the application after the dialog is done.

Version History

Tip: If you want to update your existing code with new release, you'd best compare projects with Arbed (<http://www.tempel.org/Arbed>) and copy modifications to your project.

1.4, 31st July 2019

- Fixed constants kClassificationDataLoss, kFailedToCreateTextFile and kInternetTrouble to not have default in french.
- Added #pragmas to avoid warnings
- Updated PHP script with nicer formatting and newer syntax.
- Updated for Xojo 2019r1

1.3, 24th August 2017

- Added console example project.
- Updated for Xojo 2017

1.2, 1st March 2016

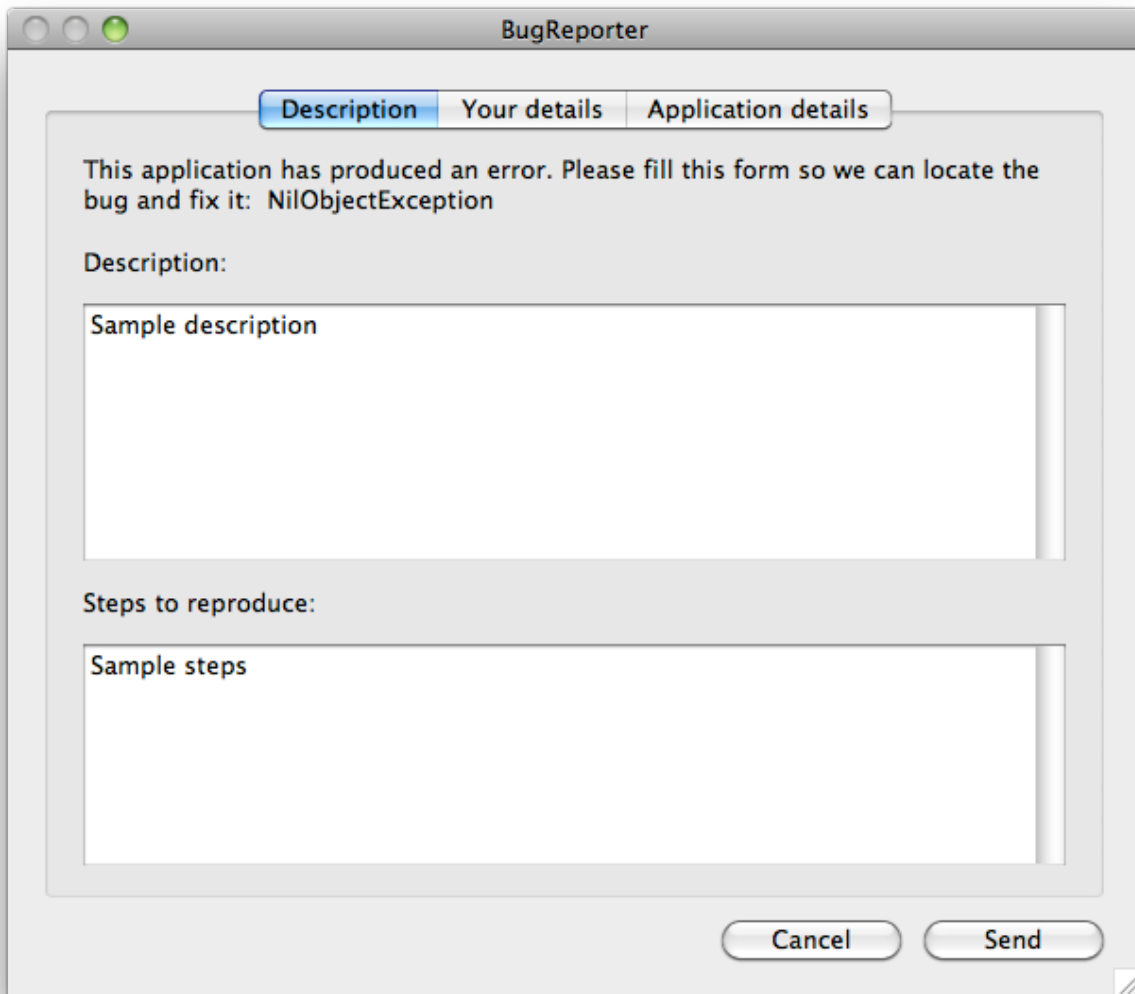
- Added french translation.
- Updated for Xojo
- Now checks if app is not nil as a crash on quitting may have app = nil.
- Added SignalHandler to gracefully quit on Killing
- Added low level exception and signal handlers to log crashes.
- Added StackOverflowChecking Pragmas to avoid problems if for some reason exception is caught on non Xojo thread.
- Added special handling for unhandled Xojo exception caught on a Xojo thread.
- Works on 64-bit, too.

1.1, 19th February 2013

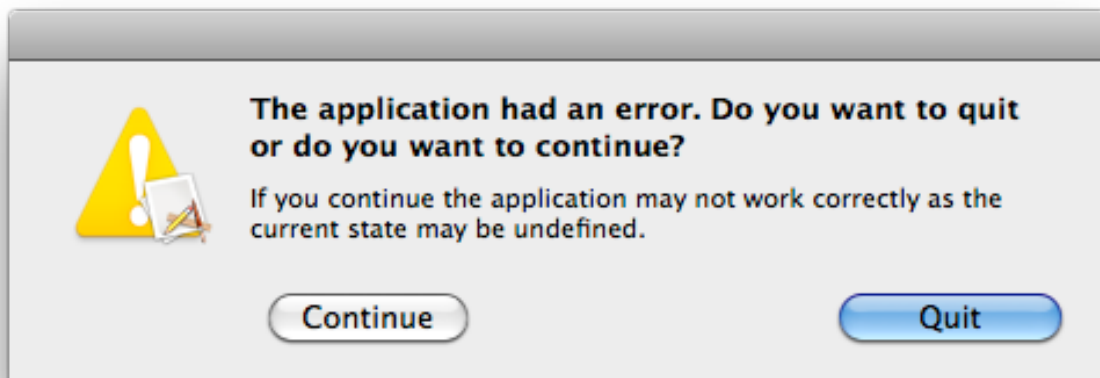
- Signals on Mac & Linux now show stack trace.
- Reason is now part of the report. Else you may miss it.
- Moved project to Real Studio 2012.
- Removed reference to GetObjectClassNameMBS
- Now uses BackTraceMBS function on Mac to query stack backtrace.
- Added LinuxSysInfoMBS for more details on Linux.
- Fixed some minor bugs.
- Added Italian translation and improved German & English

1.0, first release

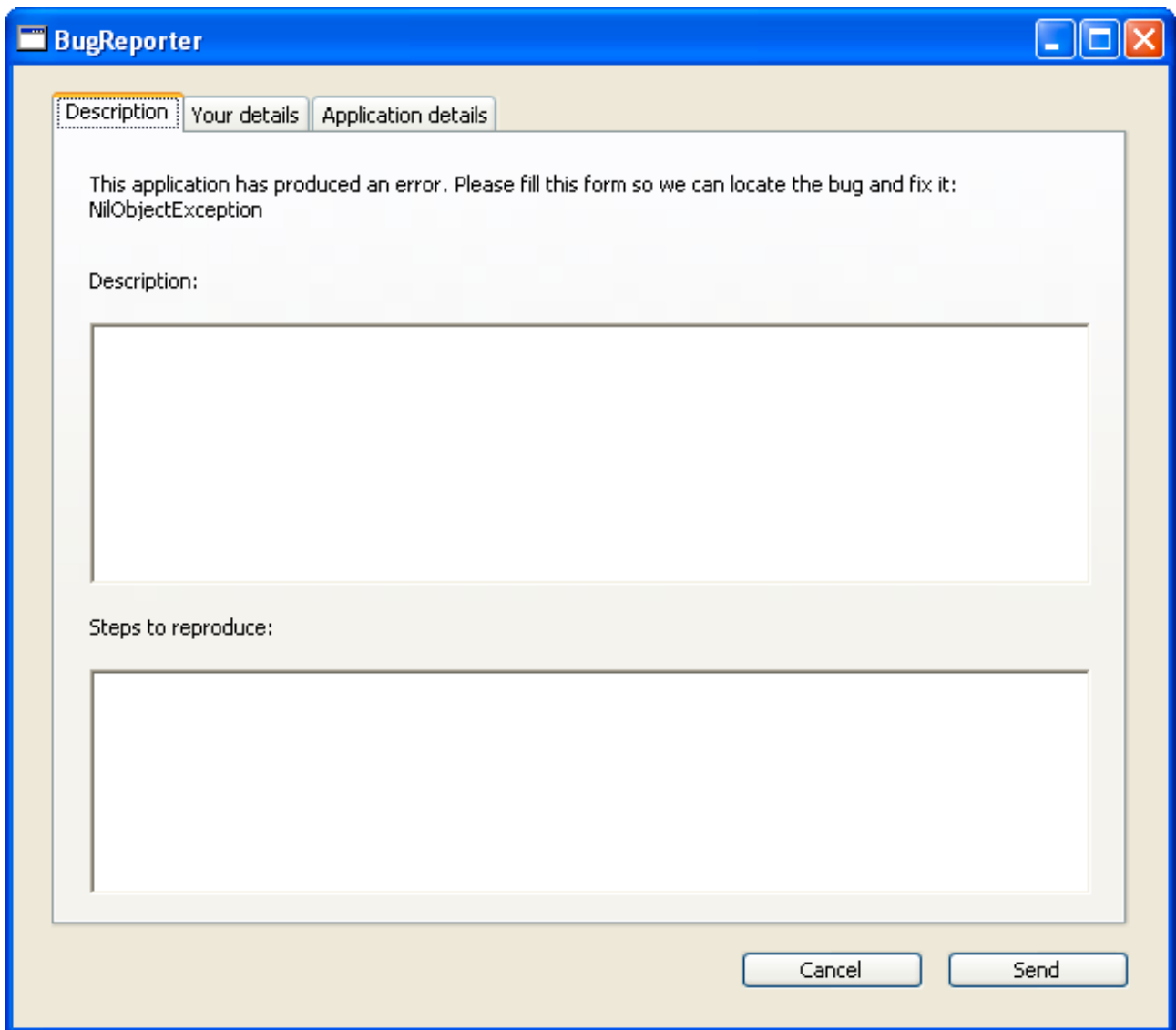
Screenshots



The bug reporter dialog on Mac OS X.



The question whether the application should continue.



Bug Reporter on Windows

The image shows a screenshot of a Windows application window titled "BugReporter". The window has a blue title bar with standard minimize, maximize, and close buttons. Inside the window, there are three tabs: "Description", "Your details", and "Application details". The "Your details" tab is currently selected and highlighted in orange. The form contains the following fields:

- Your name: Christian Schmitz
- Your Company: (empty)
- Your email address: (empty)
- Ihr Computer: WINDOWSXP
- Product: BugReporter 1.0
- Classification: Performance (dropdown menu)
- Comments: BugReporter 1.0

At the bottom right of the window, there are two buttons: "Cancel" and "Send".

and second tab.

Installation

To get your projects working with this Bug Reporter, you need to follow a few steps. The installation of the php script on your website is only done one time. You can use one script for several applications without problems.

Installation into an application

- Add the following items to your application:
 - BugReporter.rbw
 - BugReporterConfiguration.rbo
 - MyGlobalExceptionHandlerMBS.rbo
 - MySignalHandlerMBS.rbo
 - MyWinExceptionMBS.rbo
- Configure the BugReporterConfiguration module:
 - Change the script URL to your webserver.
 - Change your support email address. This email address will be displayed to users without Internet connection.
 - If you want to allow the user to continue with your application after an unhandled exception, you should set AllowContinueAfterException to true. Else set it to false.
 - With the AutoSendBugreportAfterDelay constant you can define if the bug reporter should automatically send the bug report in case the user does not react. You should set this to maybe 60 seconds for applications which run most time without user interaction. Use the value 0 to disable this.
 - If ReportNetworkInterfaces is true, the network interfaces on the users computer are reported.
 - And TextFileTypename tells which file type to use for text files. You need to define a FileType Set with a file type of this text.
 - kUseAddressbookViaMBS and kUseAddressbookViaRS define which way your app uses to access the Addressbook. The plugin avoids showing a dialog asking for addressbook access, so we only access it if you accessed it before.
- Go to the open event in the app class and add the "BugReporter.init" line to your code.
- For the UnhandledException event in the app class, please add there a line „return BugReporter.UnhandledException(error)“.
- Add to your project a menu command or button and call "BugReporter.showBugReport" and "BugReporter.showFeatureRequest" in suitable places.

Installation on your webserver

- Open the bugreporter.php file and check the config lines on the top. You should change the email addresses here!
- Upload the files in the "PHP Script" folder to your webserver.
- Check the permissions so every file is readable. If your web server requires executable permissions set, please set them.
- You can access the url of the bugreporter.php file directly in the browser and you see an OK message. You are now getting an email.

Requirements

You need Xojo 2013 or newer.

We did not test with older versions, but you can if you need.

We recommend you get a Complete license for the MBS Xojo Plugins.

Because you need the following plugins:

- On Mac OS X
 - MacOSX
 - Cocoa
 - CocoaBase
 - Util
 - Main
- On Windows
 - Win
 - Main
 - Util
- On Linux
 - Linux
 - Main
 - Util

Theoretically you can remove code or rewrite parts of our Bug Reporter Kit to reduce the dependencies.

License

Summary:

- You may use Bug Reporter Kit only with one licensed Xojo installation.
- You agree not to share the Bug Reporter Kit or use someone else's Bug Reporter Kit copy.

Christian Schmitz Software GmbH, of Nickenich Germany is the owner, developer and sole copyright holder of this product, which is licensed -not sold- to you on a non-exclusive basis.

You agree not to share your MBS Xojo Bug Reporter Kit with anyone. If you share source code with a client, do not include the Bug Reporter Kit Utility.

You may transfer your license to another person only after receiving written authorization from Christian Schmitz Software GmbH and only if the recipient agrees to be bound by the terms of this agreement.

Christian Schmitz Software GmbH reserves the right to cancel the license key(s) of any user who Christian Schmitz Software GmbH determines is in violation of this agreement.

THE WARRANTIES IN THIS AGREEMENT REPLACE ALL OTHER WARRANTIES, EXPRESS OR IMPLIED, INCLUDING ANY WARRANTIES OF MERCHANTABILITY OR FITNESS FOR A PARTICULAR PURPOSE. THE SOFTWARE IS PROVIDED "AS IS" AND Christian Schmitz Software GmbH DISCLAIMS AND EXCLUDES ALL OTHER WARRANTIES. IN NO EVENT WILL Christian Schmitz Software GmbH BE LIABLE FOR ANY SPECIAL, INCIDENTAL OR CONSEQUENTIAL DAMAGES, INCLUDING LOST PROFITS, EVEN IF WE HAVE KNOWLEDGE OF THE POTENTIAL LOSS OR DAMAGE.

If you are located in Germany this agreement is subject to the laws of Germany. If you are located outside Germany local law may apply. Some states do not allow the exclusion of warranties, so the above exclusion may not apply to you.

Christian Schmitz Software GmbH does not charge royalties or deployment fees for Xojo applications.

Access to updates is included for one year. After that time you can order an update or keep using the old version you have.

Contact

Christian Schmitz Software GmbH
Eckertshohl 22
56645 Nickenich
Germany

Email: support@monkeybreadsoftware.de

Phone: +49 26 32 95 89 55 (Office) or +49 17 58 36 37 10 (Mobile)